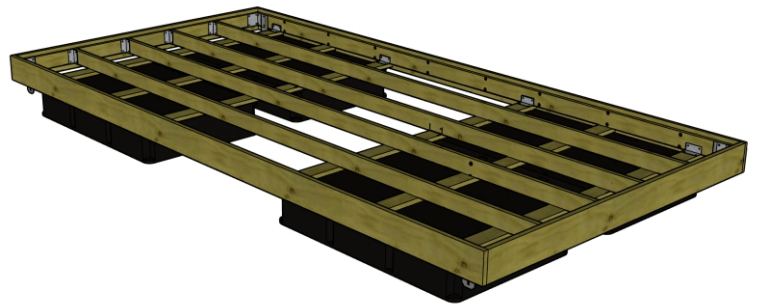
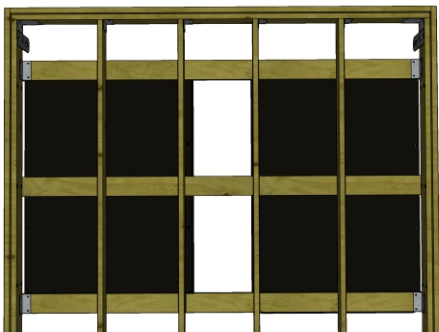
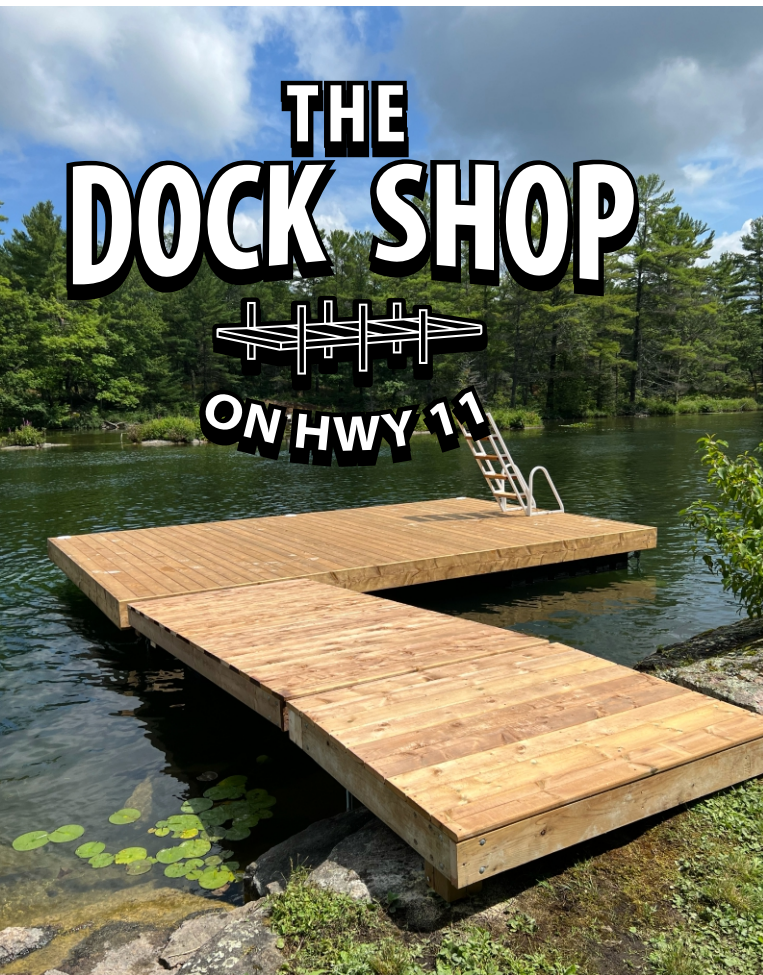


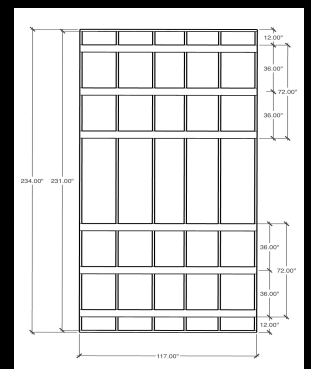
# THE DOCK SHOP

ON HWY 11



## DIY DOCK KITS WOOD FLOATING DOCKS

Our DIY wood floating dock kit is a pre-packaged set of material and instructions that enables all individuals to construct their own floating dock using wood and minimal tools. The kit typically includes Brackets, floats, hinges, and hardware, as well as a step-by-step guide for assembly.



### CONTACT US

705-305-1265  
Info@TheDockShopHwy11.com  
www.TheDockShopHwy11.com

Scan here to learn more →



# DIY DOCK KITS

## WOOD FLOATING DOCKS

Our DIY floating dock kit is a cost-effective solution for those looking to build a dock in their backyard at the lake or river. The kit includes all the necessary materials, including the floatation devices, and hardware needed to construct a quality floating dock. These kits are designed to be easy to assemble and require minimal tools and skills. One of the greatest advantages of using a DIY floating dock kit is the detailed instructions that come with the kit. The instructions are easy to follow, and the kit includes all the necessary hardware, including frame screws, bolts, washers and nuts, to make the assembly process simple. Even those with little to no experience in building can complete the construction of a floating dock using these kits.

Another advantage of a DIY floating dock kit is the minimal tools and skills required. Most kits only require basic tools, such as a drill, hammer, and saw, tape measure. The kit includes material cut list, making it easy to assemble the dock without the need for complex drawings and guessing measurements.


When building a floating dock with a kit, it is essential to follow the instructions carefully. The instructions will guide you through the assembly process step-by-step, ensuring that you complete each step correctly. It is also important to ensure that all the hardware is tightened securely to prevent the dock from becoming unstable.

These kits can be customized to fit specific needs, such as size and weight capacity, and are designed for ease of construction by those with basic carpentry skills. Below are standard DIY Kit sizes if you don't see what you're looking for, please reach out and have one of our experts design the perfect DIY kit for your needs.

DIY Docks		Options	
Dock Sizes		No floats Hardware/ Instructions only	With Floats Hardware, floats and instructions
Width	Length		
4 ft	16 ft		
	20 ft		
	24 ft		
6 ft	16 ft		
	20 ft		
	24 ft		
8 ft	16 ft		
	20 ft		
	24 ft		
10 ft	16 ft		
	20 ft		
	24 ft		
12 ft	16 ft		
	20 ft		
	24 ft		

DIY Ramps		Ramp Sizes		No Float Hardware/ Instructions only	With Float Hardware, float, Instructions
Width	Length				
4 ft	8 ft				
	10 ft				
	12 ft				
6 ft	8 ft				
	10 ft				
	12 ft				
8 ft	8 ft				
	10 ft				
	12 ft				

NOTE: These kits include everything needed **except** lumber and screws for the decking. Kits include lumber requirements to ensure easy ordering.



Note: All prices subject to change without notice due to volatile supply chain.



100% CANADIAN MADE

LEARN MORE AT [WWW.THEDOCKSHOPHWY11.COM](http://WWW.THEDOCKSHOPHWY11.COM)